



LONG LIFT CRANES

Model 5PT20
(5PT20-E2T)

Bases Sold
Separately
5BP20



Jamieson Equipment Company, Inc.

1.800.875.0280 Toll Free

sales@jamiesonequipment.com

www.jamiesonequipment.com

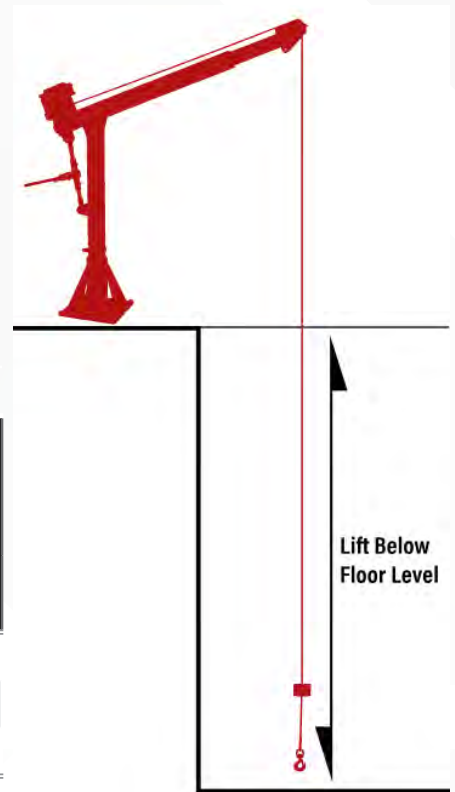
CONFIGURATIONS

FOR LONG LIFT CRANES



CRANE FEATURES

- 115 and 230 Volt Options
- Powder Coat, Stainless Steel or Epoxy Finishes
- Effortless Ratchet Boom Adjustment
- No Tools Required for Crane/Winch Assembly
- Limit Switch Ready Versions Available
- Lift up to 2,000 pounds and 385 feet below floor



Crane Information

Crane Model	Maximum Lift Below Floor ¹		Line Speed		Maximum Load Rating at Maximum Lift Below Floor		Wire Rope Diameter	
	ft	m	fpm	mpm	lbs	kg	in	mm
5PT10-E2T	237	72.2	8 - 19	2.4 - 5.8	1000	453	3/16	5
	137	41.7	8 - 19	2.4 - 5.8	1000	453	1/4	6
	77	23.4	8 - 19	2.4 - 5.8	1000	453	5/16	8
5PT20-E2T	135	41.1	8 - 19	2.4 - 5.8	1000	453	1/4	6
	75	22.8	8 - 19	2.4 - 5.8	1000	453	5/16	8
5PT20-E3T	385	117.3	9 - 19	2.7 - 5.8	2000	907	1/4	6
	235	71.6	9 - 19	2.7 - 5.8	2000	907	5/16	8
	135	41.1	9 - 19	2.7 - 5.8	2000	907	3/8	10

¹ On Pedestal Base.

Cranes available in powder coat, galvanized, stainless steel and epoxy finishes

BASES (sold separately)

Select the appropriate base(s) for your application from the chart below. Matching your crane with multiple bases provides optimal worksite flexibility and an economical solution for servicing multiple lift stations.

Crane Base Options

Crane Series	Model	Style	Finishes
5PT10	5BP10	Pedestal Mount	Powder Coat, Stainless, Epoxy
	5BF10	Flush Mount	Powder Coat, Stainless, Epoxy
	5BW10	Wall Mount	Powder Coat, Stainless, Epoxy
5PT20	5BP20	Pedestal Mount	Powder Coat, Stainless, Epoxy
	5BF20	Flush Mount	Powder Coat, Stainless, Epoxy
	5BW20	Wall Mount	Powder Coat, Stainless, Epoxy



WIRE ROPE Assembly

(sold separately)



Pedestal



Flush



Wall Mount



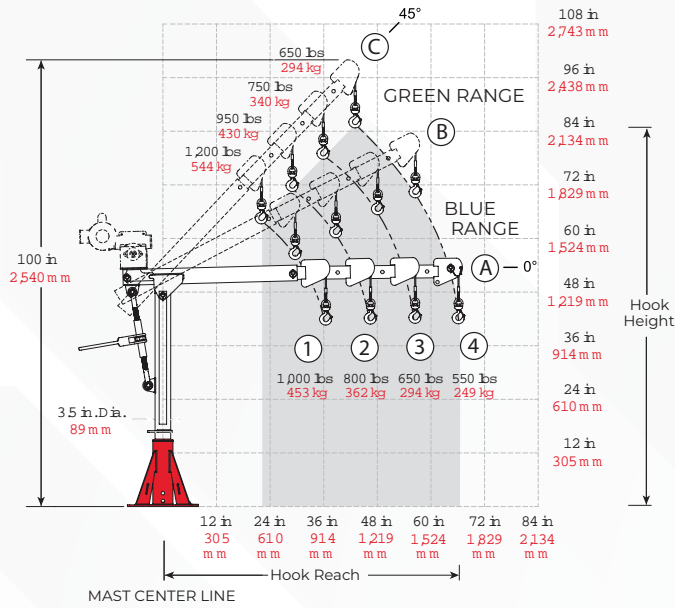
These products are not for lifting people or things over people.

IMPORTANT:

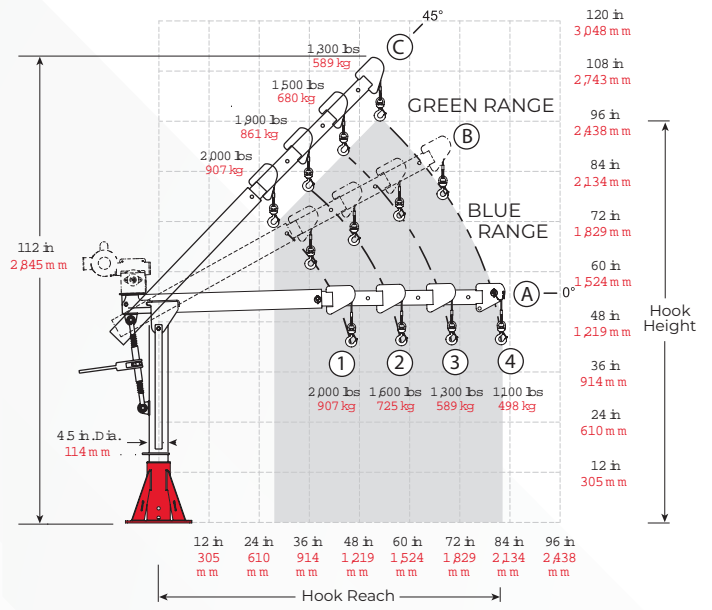
It is the owner or operator's responsibility to determine the suitability of the equipment to its intended use. Study all applicable codes, manuals and regulations. Be sure to read the Owner's Manual supplied with the equipment before operating it.

LONG LIFT CRANE CONFIGURATIONS PERFORMANCE

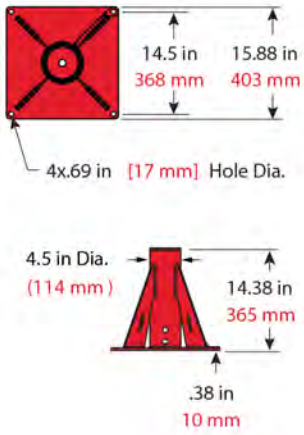
5PT10-E2T



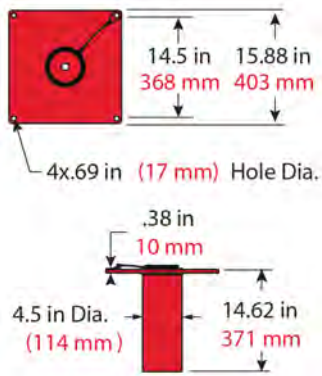
5PT20-E2T & 5PT20-E3T



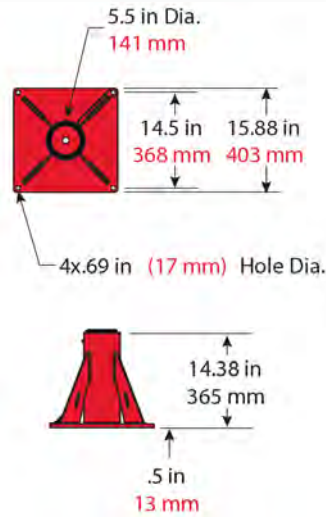
Pedestal Base 5BP10



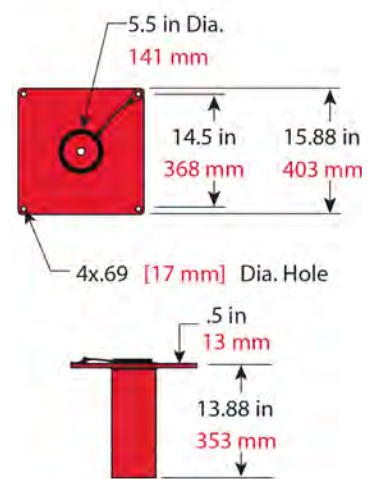
Flush Base 5BF10



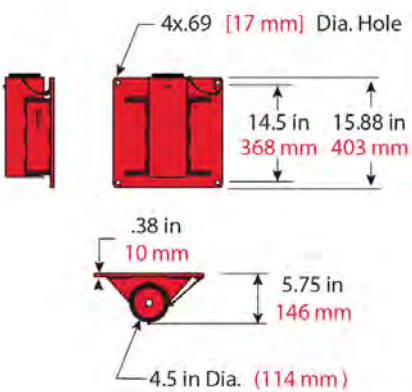
Pedestal Base 5BP20



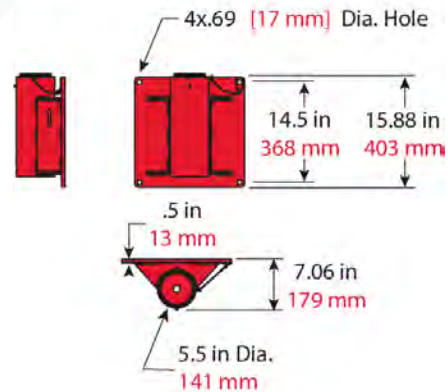
Flush Base 5BF20



Wall-Mount Base 5BW10



Wall-Mount Base 5BW20



These products are not for lifting people or things over people.



Leave The Heavy Lifting To Us

Thern Winches and Cranes - Proudly Made in the USA



New York Times Square Ball Hoover Dam Bypass Bridge One World Trade Center NASA Space Shuttle Launch Pad Mining District In Australia Land Based and Off Shore Oil Rigs BC Place Stadium Reduction System Ivanpah World's Largest Solar GEN Washington DC Aquaduct Project



MADE IN USA 

World-Wide
Distribution



Jamieson Equipment Company, Inc.

1.800.875.0280 Toll Free
sales@jamiesonequipment.com
www.jamiesonequipment.com